

# Inverclyde Performance Summary Report

Reporting Period: 01/04/21 - 31/03/22



**POLICE  
SCOTLAND**  
Keeping people safe

**Total Crime**



**-6.8%**



**5,719 Crimes**

Incidents  
Recorded

**-13.0%**



18,436

Common Assault

**-6.9%**



624

Overall Dishonesty

**-9.5%**



1,180

Domestic Abuse  
Incidents

**-9.3%**



800

Overall Violent  
Crime

**-6.9%**



724

Sexual Crime

**-20.8%**



119

Road Traffic Casu-  
alties

**-8%\***



45\*against PYTD

Disorder Com-  
plaints

**-27.6%\***



3,138\*against PYTD

Missing People

**+126.5%**



111 \*against PYTD

Counter Terrorism



The threat level from INTERNATIONAL TERRORISM is Sub-  
stantial —an attack has been deemed as likely to occur.

Housebreaking

**-41.3%**







108

\*All data provided is for the period 1 April 2021 - 31 March 2022 unless otherwise stated. All statistics are provisional and should be treated as management information. All data have been extracted from Police Scotland internal systems and are correct as of 31/03/2022

## INVERCLYDE POLICING PRIORITIES 2018-2022

- 1 Drug dealing and drug misuse
- 2 Violence and antisocial behaviour
- 3 Dishonesty
- 4 Road Safety

PRIORITY AREA	EXECUTIVE SUMMARY
<b>Drug supply and misuse</b> 	<p>Drug dealing and misuse continues to be a priority area for our attention in Inverclyde, with communities continuing to express concern about the harm caused by this issue. Although our detections for drug supply are lower than last year we have been proactive in addressing this issue. We continue to gather intelligence for further enforcement action in Inverclyde, however we manage this from a Divisional perspective as criminals do not recognise Local Authority boundaries. There have been 32 drugs supply detections with another 18 awaiting toxicology results in Inverclyde year-to-date, compared to a five year average of 68.8.</p>
<b>Violence &amp; ASB</b> 	<p>The level of overall violent crime is down by 6.9% on the previous five year average. Meanwhile, common assaults have also fallen by 6.9% compared to the five year average, to a total of 624. 123 of these assaults were perpetrated against emergency workers, a decrease of 13.5% on the five year average. Disorder incidents are down by 27.6% on the previous year, to a total of 3,138 incidents.</p>
<b>Dishonesty</b> 	<p>With the exception of crimes of fraud and theft by shoplifting all crimes of dishonesty have fallen on previous five year average figures. This includes a decrease in crimes of housebreaking (-41.3%) and motor vehicle crimes (-47.4%). Meanwhile fraud has increased by 58.4% on the previous five year average, and theft by shoplifting has increased by 20% on last year and 20.4% compared to five year average figures. Cyber-enabled fraud continues to be a threat to Inverclyde communities, with a range of methods used by suspects to defraud their victims online. This includes phishing and vishing attacks and internet order fraud.</p>
<b>Road Safety</b> 	<p>The number of casualties on Inverclyde roads has fallen from 49 to 45. There has been one fatality in the current year. Proactive policing of Inverclyde's roads has led to an increase in reported drink and drug driving offences (+20.9% on previous year).</p>

## POLICE SCOTLAND'S POLICING PRIORITIES 2021-2022

1. Protecting vulnerable people
2. Working with communities
3. Tackling crime in the digital age
4. Support for operational policing

# Inverclyde

## Performance Summary Report

### Reporting Period: 1 Apr 2021 to 31 January 2022



SECTION	PAGE NUMBER
Introduction	2
Executive Summary	3
Demand Analysis	4
Online and Cybercrime	5
Acquisitive Crime	5
Counter Terrorism & Domestic Extremism	5
Antisocial Behaviour, Violence & Disorder	6
Serious Organised Crime	7
Protecting People at Risk of Harm	7
Road Safety & Road Crime	8
Public Confidence - Complaints & Allegations	9

### Introduction

I am pleased to present this report to the Police Fire and Rescue Committee for its information and consideration.

Please note that all data included in this report are management information and not official statistics.

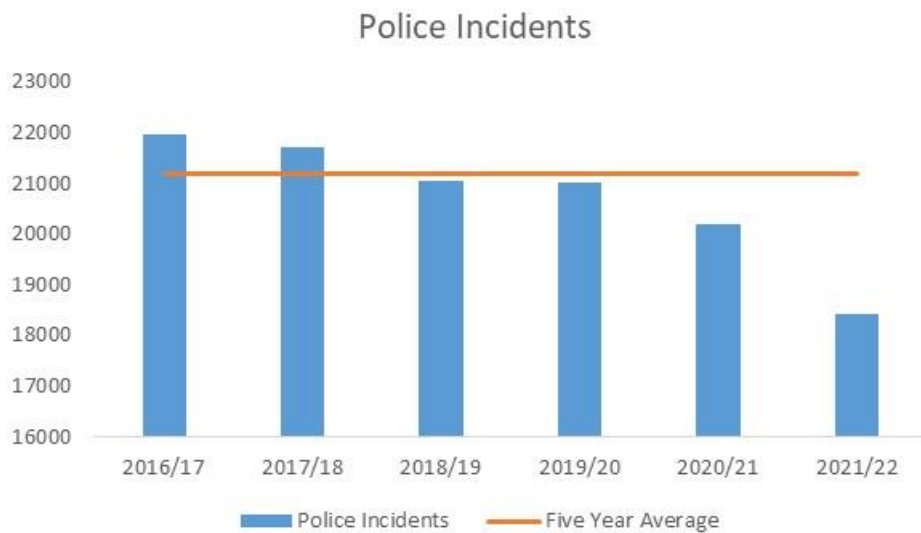
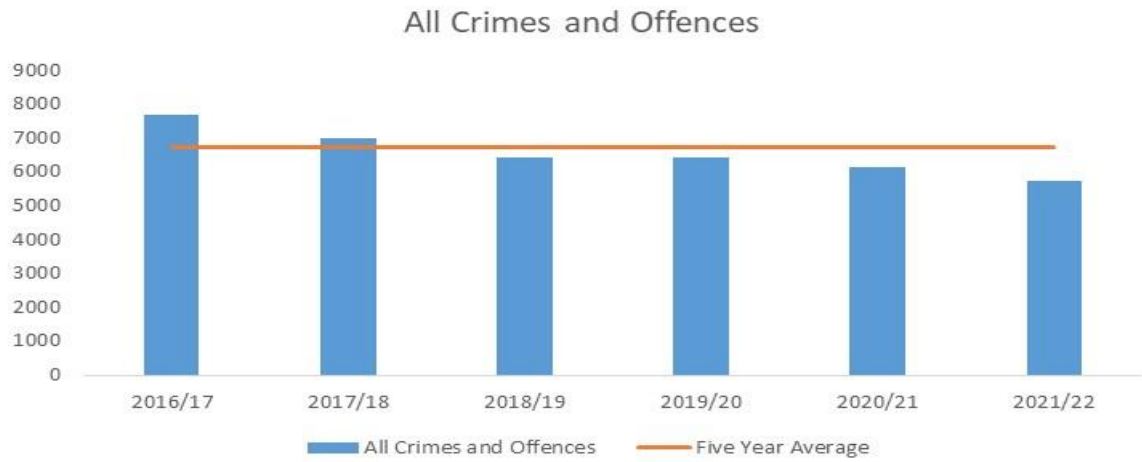
All data are sourced from Police Scotland internal systems and are correct as of date of publication.

Unless stated otherwise numerical comparisons are against the preceding five year average.

It should be noted, the reporting period covered includes the transition from the COVID pandemic into the COVID recovery phase, the trends during this period may not be comparable to future reporting periods.

**DEMAND ANALYSIS - \*** 5YA - PREVIOUS FIVE YEAR AVERAGE CYTD - CURRENT YEAR TO DATE

CRIME	5YA *	CYTD *	INCIDENTS	5YA	CYTD
Total Crimes & Offences	6,732.2	5,719	Total number of incidents	21,189.2	18,436



**CONTEXT**

The volume of recorded crime and offences has fallen 15.1% on the preceding five year average, being driven by a fall in all categories of crime with the exception of Group 1 crimes (crimes of serious violence) and Group 5 crimes (proactive crimes). Crimes of indecency, dishonesty, fireraising and malicious mischief, miscellaneous offences and road traffic offences all fell by margins between 9.5% and 29.4%.

Meanwhile, recorded police incidents have fallen by 8.7% on the previous year, and by 11.2% on the five year average.

## ONLINE & CYBERCRIME - DATA OVERVIEW

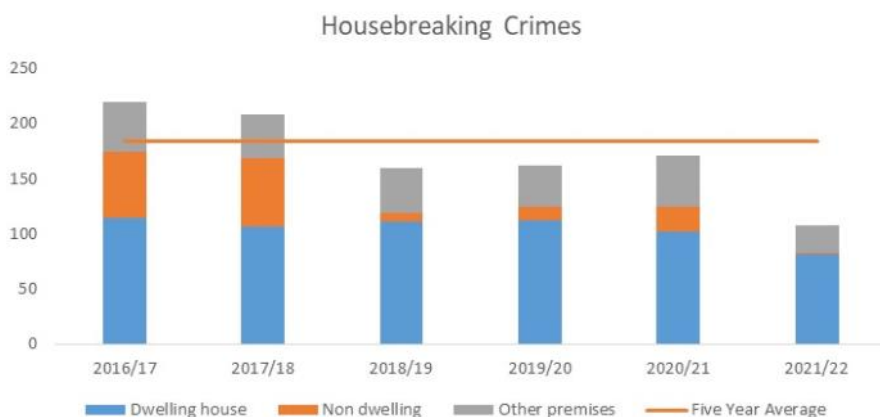
### CONTEXT



In the period April – March 2022, 206 crimes have been designated as 'cyber-crimes'. 65 of these were relating to 'financial/economic offences, with a further 19 being cyber-enabled sexual offences, 11 being threatening or offensive communications offences, six crimes involving Computer Misuse Act 1990 offences, and one crime being classed as 'other'. Over half (52%) of all 'cyber' sexual crimes involved persons aged 16-20 years.

In April 2022 Inverclyde Police launched "Shut out Scammers" campaign, specifically focusing on cyber-crime, telephone scams and door-step crime. During the campaign officers from Neighbourhood Policing teams, Safer Communities and Trading Standards hosted various awareness events across Inverclyde promoting the campaign via Social Media with practical advice about spotting scammers and helping people to keep safe on-line.

## ACQUISITIVE CRIME — DATA OVERVIEW



### CONTEXT



481 shoplifting crimes have been recorded – an increase of 20.4% compared to the five year average. The detection rate has fallen by 0.8 percentage points on the five year average to 80% in the current year.



Housebreaking crimes (including attempts) fell from a five year average of 184 to 108 crimes (-41.3%). There were fewer HBs to all categories of premises, particularly 'non dwelling' properties which have decreased by 95.7% from the previous year and 97% on the five year average. However the detection rate overall has decreased by 0.5 percentage points on the five year average to a current rate of 17.6%.



Motor vehicle crimes have fallen by 47.4% on the five year average to a total of 90 crimes. Thefts of motor vehicles continue to account for the highest proportion of motor vehicle crime (n=40). The MV crime detection rate is 27.8%, a decrease of 3.5 percentage points on the previous five year average.



Eight bogus caller crimes have been recorded in the current year. Bogus criminals continue to predominantly target older members of Inverclyde's communities offering mainly home improvements.

## COUNTER TERRORISM & DOMESTIC EXTREMISM

### CONTEXT

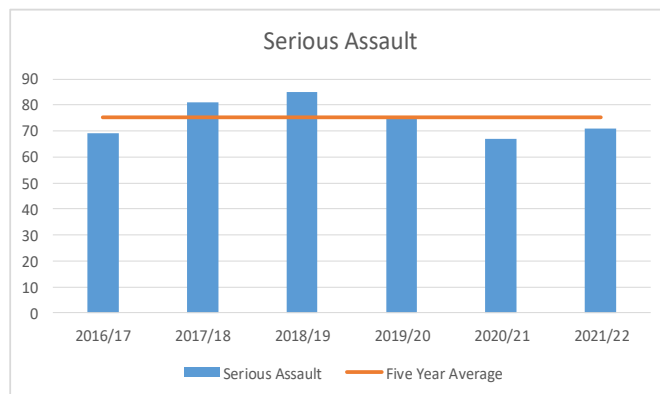
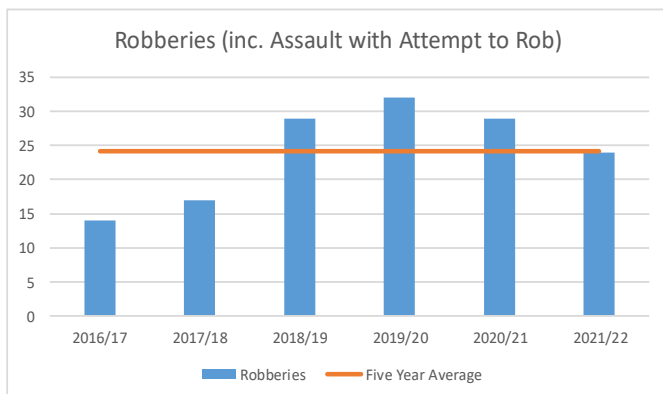
In February 2022 the Home Secretary announced a decrease in the UK's Terrorist Threat Level from 'Severe' to 'Substantial'. This means it is deemed an attack is likely. At this time there is nothing to suggest that there is any specific threat to Scotland. However, the threat from Islamic, Northern Ireland and Right-wing terrorism remains a serious threat.

Inverclyde has an embedded CTLO (Counter Terrorist Liaison Officer) who provides expert guidance and support regarding emerging threats from national and international terrorism & Extremism.

CTLO in conjunction with National Counter Terrorism teams have been providing support, security advice and guidance to locally elected representatives.

# ANTISOCIAL BEHAVIOUR, VIOLENCE & DISORDER - DATA OVERVIEW

1 April 2021 to 31 March 2022 - OBJECTIVE: Reduce the number of victims of violent crime



## CONTEXT

139 Group 1 crimes of violence have been recorded YTD – an increase of ten percent on the preceding five year average (n=126.2). Two murders and three attempted murders have been recorded YTD. Meanwhile, robberies have fallen by 0.8 percent and serious assaults by 5.8% compared to the five year average. The detection rate for Group 1 crimes is 61.9%, compared to the five year average rate of 70.7%. Work continues to address this decrease.

Common assaults are down by 6.9% on the five year average, to a total of 624. 123 crimes targeted emergency workers (most commonly police officers). The detection rate for common assaults fell from a five year average of 69.3% to 65.7% in the current year.

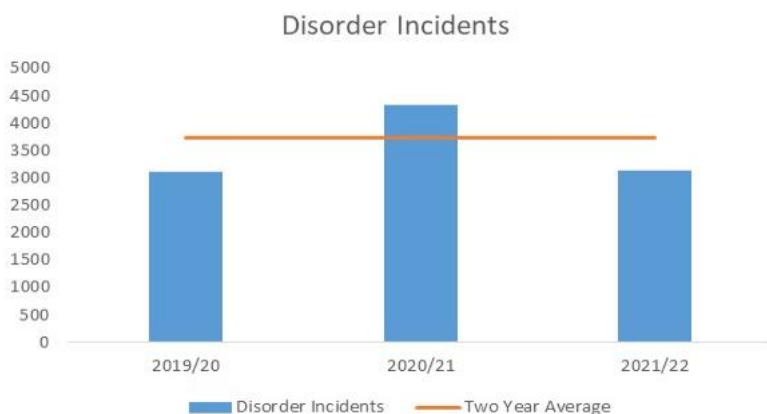
48 fire-raising crimes have been recorded a decrease of 6.6% on the previous five year average (n=51.4). The current detection rate is 12.5%, compared to the five year average rate of 15.2%. Meanwhile, recorded vandalism crimes fell from a five year average of 621.2 crimes to 460 crimes.

## Disorder and Antisocial Behaviour

### CONTEXT

3,138 disorder incidents have been recorded year to date, a decrease of 27.6% on the previous years' average and have returned to similar levels seen pre pandemic. The spike noted in 2020/21 was primarily due perceived or actual breaches of COVID-19 regulations.

Many disorder incidents reported in Inverclyde are as a result of groups of young people gathering near to retail / supermarkets who may have longer opening hours and large groups gathering to consume alcohol. Overall most youth offenders are aged between 13 and 18 years of age. A significant number of repeat offenders reside or have resided within local children's units within the Division.



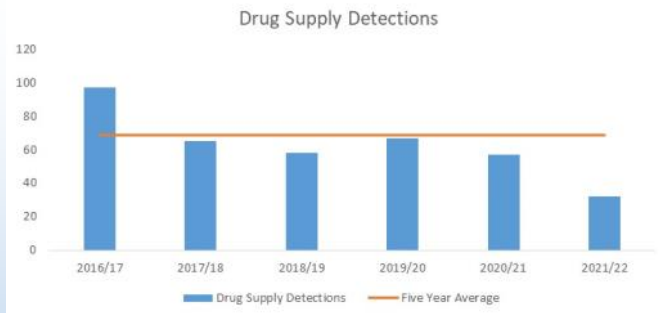
As the holiday period approaches Inverclyde Police have been developing our multi-agency youth safeguarding plan to incorporate support for our night time economy. Additional patrols will be conducted around licenced premises in order to maximise the safety to patrons and ensure resources are in the right places at the right time. Police and partners are issuing an appeal direct to parents through a dedicated newsletter to highlight safety concerns regarding large gathered groups, Anti-Social Behaviour and provide important information regarding fire and water safety. In April 2022 Inverclyde Police, Morton Community and Tesco have joined forces to setup 'Street Football' sessions aimed to encourage young people to get involved in sports. 'Street Football' is scheduled to run every Friday night within Tesco Car park in Port Glasgow as part of a diversionary tactic and if popular can be extended to other localities.

## SERIOUS ORGANISED CRIME - DATA OVERVIEW

### CONTEXT:

YTD, there have been 32 drug supply detections in Inverclyde, compared to a five year average of 68.8. However, an additional 18 drug supply charges have been reported in the current year, with forensic analysis results of seized drugs currently awaited. Since the beginning of April 2022 a further 9 drug supply detections have been reported within Inverclyde.

Proactivity continues to target the three Serious and Organised Crime Groups (SOCGs) currently managed by Renfrewshire & Inverclyde Division, one of which predominantly impacts on Inverclyde. The organised criminality of the Inverclyde-based group predominantly involves drug supply activities.



## PROTECTING PEOPLE AT RISK FROM HARM - DATA OVERVIEW

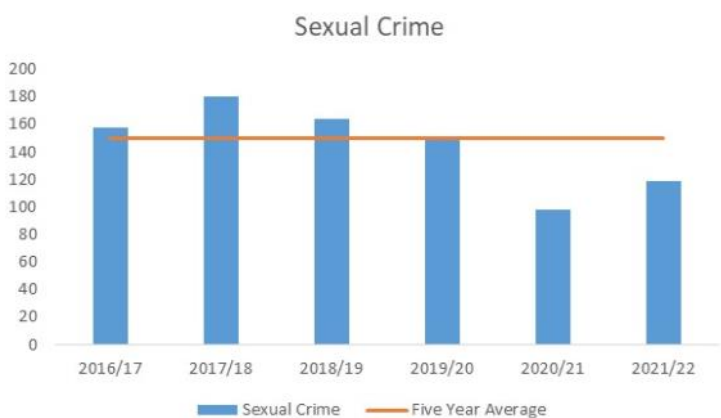
### CONTEXT

#### Sexual Crime

Reported sexual crimes decreased by 20.8% compared to the preceding five year average, to a total of 119 crimes.

The detection rate for sexual crimes is 42%, down from a five year average of 57.7%. 76% of sexual crimes reported in the current year occurred in dwelling houses and other private settings.

35% of the sexual crimes recorded in the reporting period were against young people (under the age of 16 years) at the time of the offence.



Over 39% of all recorded sexual crimes in Inverclyde involved non-recent reporting, with over half of these reports involving child victims aged 16 and under.

#### Missing People


111 missing person reports have been recorded in Inverclyde, as compared to 49 in the same period in 2020/21. Over 36% of the total number missing person incidents related to the top five most frequent repeat missing people within Inverclyde, all of whom were aged 16 years and younger. Overall, 50.4% of missing people were aged 19 or under, indicating a shift towards younger people being involved in missing person incidents as compared to the previous year. Missing person incidents relating to residents in children's care homes more than doubled in volume on last year's figures from 10% to 22.5%. Over 63% of all incidents resulted in missing persons being traced within 24 hours. Within the current year, Neil Street Children's Centre was the predominant location for persons to be reported missing, followed by Inverclyde Royal Hospital. Reports of missing persons within Inverclyde have returned to pre pandemic levels seen in 2019/20, where a similar number of persons were reported missing (n=118).

#### Domestic Abuse

800 domestic abuse incidents have been recorded, down by 9.3% when compared to the previous five year average. 47.5% of these incidents resulted in at least one domestic crime being recorded. The detection rate for domestic crime was 70.6%, a n increase of 0.3 percentage points on the previous year's detection rate.

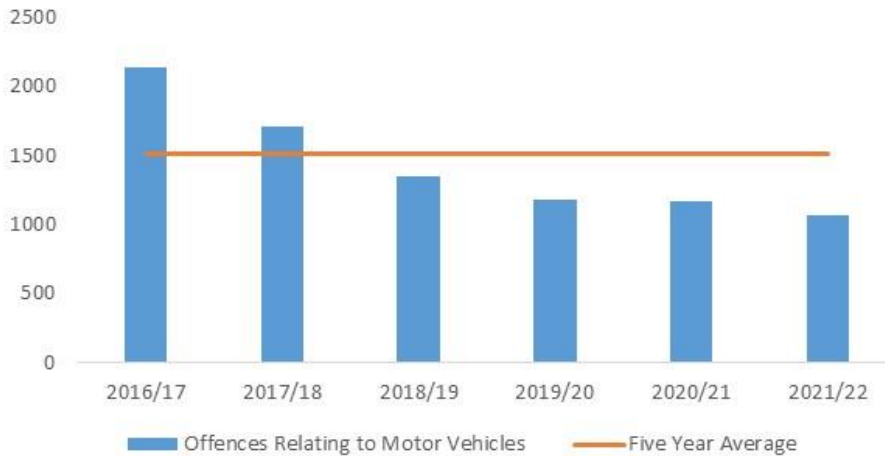
## ROAD SAFETY & ROAD CRIME - DATA OVERVIEW

**PRIORITY: REDUCE THE NUMBER OF PERSONS KILLED OR INJURED ON OUR ROADS**

Road Traffic Casualties		2020/21	2021/22
	Number of persons killed on our roads	2	1
	Number of persons seriously injured	10	15
	Number of persons slightly injured	37	26
	Number of children seriously injured	0	3

**Road Traffic Data from 01/04/2021 to 31/01/2022**

### Offences Relating to Motor Vehicles



#### CONTEXT

There has been one road fatality throughout the reporting period. In the same period last year, two road fatalities occurred. Meanwhile, serious road injuries have increased from 10 to 15, while slight injuries have fallen from 37 to 26. Overall, this equates to four fewer road injuries as compared to last year. Three children have been seriously injured on Inverclyde’s roads year-to-date, an increase on the same period last year.

While offences relating to motor vehicles fell by 29.4% on the five year average to a total of 1,068, notable increases were recorded in respect of the number of disqualified, drink and drug and dangerous driving offences. 133 drink and drug driving offences (including failure to provide a sample) have been recorded—an increase of 41.5% on the five year average. 33 dangerous driving offences have been recorded YTD, an increase of 26.0% on the five year average.

The detection rate for offences relating to motor vehicles overall fell by 7.3 percentage points on the five year average, to 83.8% in the current year. This decrease is primarily due to the growing demand on Forensic Services resulting in delays in toxicology results being returned in relation to drink and drug driving offences. The detection rate for the drink and drug driving offences is 78.9%, down from a five year average of 93.4%.

Local officers in conjunction with Road Policing colleagues conduct regular engagement and enforcement initiatives aimed at raising awareness about various aspects of road safety. These included high visibility patrols and static speed checks at various locations throughout Inverclyde targeting areas highlighted for road safety concerns directly by the community or by elected representatives.



# PUBLIC CONFIDENCE: COMPLAINTS & USER SATISFACTION

## COMPLAINTS ABOUT THE POLICE

From 01/04/2021 - 31/03/2022

Allegation Category and Type	PYTD	YTD	% change from PYTD
<b>On Duty - TOTAL</b>	<b>119</b>	<b>74</b>	<b>-37.8%</b>
Assault	17	9	-47.1%
Discriminatory Behaviour	1	0	-100.0%
Excessive Force	5	13	160.0%
Incivility	22	17	-22.7%
Irregularity in Procedure	65	24	-63.1%
Neglect of Duty	0	1	x
Oppressive Conduct/Harassment	4	3	-25.0%
Other - Criminal	2	2	0.0%
Other - Non Criminal	2	3	50.0%
Unlawful/Unnecessary Arrest or Detention	1	2	100.0%
<b>Quality Of Service - TOTAL</b>	<b>24</b>	<b>21</b>	<b>-12.5%</b>
Policy/Procedure	0	5	x
Service Delivery	6	3	-50.0%
Service Outcome	18	13	-27.8%
<b>Grand Total</b>	<b>143</b>	<b>95</b>	<b>-33.6%</b>

### CONTEXT

A total of 95 complaints have been made in the reporting period, equating to 30.4 complaints per 10,000 police incidents. No off duty allegations were made in the reporting period, while a total of 74 on duty allegations were made (compared to a three year average of 72 allegations). A total of 21 allegations were made in relation to quality of service, above the previous three year average of 20.0.